


ALUMINUM FITTINGS



ELBOWS 90°

Ea.	
54-100	1/8
54-101	1/4
54-102	3/8
54-103	1/2
54-104	3/4
54-105	1
54-106	1 1/4
54-107	1 1/2
54-108	2
54-109	2 1/2
54-110	3
54-112	4
54-114	6



STREET ELBOWS 90°

Ea.	
54-160	1/8
54-161	1/4
54-162	3/8
54-163	1/2
54-164	3/4
54-165	1
54-166	1 1/4
54-167	1 1/2
54-168	2
54-169	2 1/2
54-170	3



ELBOWS 45°

Ea.	
54-180	1/8
54-181	1/4
54-182	3/8
54-183	1/2
54-184	3/4
54-185	1
54-186	1 1/4
54-187	1 1/2
54-188	2
54-189	2 1/2
54-190	3



TEES

Ea.	
54-250	1/8
54-251	1/4
54-252	3/8
54-253	1/2
54-254	3/4
54-255	1
54-256	1 1/4
54-257	1 1/2
54-258	2
54-259	2 1/2
54-260	3
54-261	3 1/2
54-262	4



CROSSES

Ea.	
54-390	1/8
54-391	1/4
54-392	3/8
54-393	1/2
54-394	3/4
54-395	1
54-396	1 1/4
54-397	1 1/2
54-398	2



COUPLINGS

Ea.	
54-410	1/8
54-411	1/4
54-412	3/8
54-413	1/2
54-414	3/4
54-415	1
54-416	1 1/4
54-417	1 1/2
54-418	2
54-419	2 1/2
54-420	3
54-422	4



REDUCING COUPLINGS

Ea.	
54-430	1/4 x 1/8
54-431	3/8 x 1/8
54-432	3/8 x 3/4
54-433	1/2 x 1/8
54-434	1/2 x 1/4
54-435	1/2 x 3/8
54-436	3/4 x 1/8
54-437	3/4 x 1/4
54-438	3/4 x 3/8
54-439	3/4 x 1/2
54-440	1 x 1/4
54-441	1 x 3/8
54-442	1 x 1/2
54-443	1 x 3/4
54-444	1 1/4 x 3/8
54-445	1 1/4 x 1/2
54-446	1 1/4 x 3/4
54-447	1 1/4 x 1
54-448	1 1/2 x 1/2
54-449	1 1/2 x 3/4
54-450	1 1/2 x 1
54-451	1 1/2 x 1 1/4
54-452	2 x 1/2
54-453	2 x 3/4
54-454	2 x 1
54-455	2 x 1 1/4
54-456	2 x 1 1/2
54-457	3 x 2
54-458	4 x 3




CAPS

Ea.	
54-470	1/8
54-471	1/4
54-472	3/8
54-473	1/2
54-474	3/4
54-475	1
54-476	1 1/4
54-477	1 1/2
54-478	2
54-479	2 1/2
54-480	3
54-481	3 1/2
54-482	4
54-483	5
54-484	6




HEX BUSING

Ea.	
54-500	1/4 x 1/8
54-501	3/8 x 1/8
54-502	3/8 x 1/4
54-503	1/2 x 1/8
54-504	1/2 x 1/4
54-505	1/2 x 3/8
54-506	3/4 x 1/8
54-507	3/4 x 1/4
54-508	3/4 x 3/8
54-509	3/4 x 1/2
54-510	1 x 1/4
54-511	1 x 3/8
54-512	1 x 1/2
54-513	1 x 3/4
54-514	1 1/4 x 1/4
54-515	1 1/4 x 3/8
54-516	1 1/4 x 1/2
54-517	1 1/4 x 3/4
54-518	1 1/4 x 1
54-519	1 1/2 x 1/4
54-520	1 1/2 x 3/8
54-521	1 1/2 x 1/2
54-522	1 1/2 x 3/4
54-523	1 1/2 x 1
54-524	1 1/2 x 1 1/4
54-525	2 x 1/4
54-526	2 x 3/8
54-527	2 x 1/2
54-528	2 x 3/4
54-529	2 x 1
54-530	2 x 1 1/4
54-531	2 x 1 1/2
54-532	2 1/2 x 1
54-533	2 1/2 x 1 1/2
54-534	2 1/2 x 2
54-537	3 x 1 1/2
54-538	3 x 2
54-539	3 x 2 1/2



UNIONS

Ea.	
54-600	1/8
54-601	1/4
54-602	3/8
54-603	1/2
54-604	3/4
54-605	1
54-606	1 1/4
54-607	1 1/2
54-608	2
54-609	2 1/2
54-610	3



PLUGS SQUARE HEAD CORED

Ea.	
54-650	1/8
54-651	1/4
54-652	3/8
54-653	1/2
54-654	3/4
54-655	1
54-656	1 1/4
54-657	1 1/2
54-658	2
54-659	2 1/2
54-660	3
54-661	3 1/2
54-662	4
54-664	6



LOCKNUTS

Ea.	
54-700	1/8
54-701	1/4
54-702	3/8
54-703	1/2
54-704	3/4
54-705	1
54-706	1 1/4
54-707	1 1/2
54-708	2
54-709	2 1/2
54-710	3
54-711	4

ACR
FOR
ALL
YOUR
FITTING
NEEDS!