


## STAINLESS STEEL FITTINGS



ELBOWS 90°

Stainless Steel	Ea.	
64-100		1/8
64-101		1/4
64-102		3/8
64-103		1/2
64-104		3/4
64-105		1
64-106		1 1/4
64-107		1 1/2
64-108		2
64-109		2 1/2
64-110		3
64-112		4
64-114		6



STREET ELBOWS 90°

Stainless Steel	Ea.	
64-160		1/8
64-161		1/4
64-162		3/8
64-163		1/2
64-164		3/4
64-165		1
64-166		1 1/4
64-167		1 1/2
64-168		2
64-169		2 1/2
64-170		3



ELBOWS 45°

Stainless Steel	Ea.	
64-180		1/8
64-181		1/4
64-182		3/8
64-183		1/2
64-184		3/4
64-185		1
64-186		1 1/4
64-187		1 1/2
64-188		2
64-189		2 1/2
64-190		3

## SCHEDULE #304



TEES

Stainless Steel	Ea.	
64-250		1/8
64-251		1/4
64-252		3/8
64-253		1/2
64-254		3/4
64-255		1
64-256		1 1/4
64-257		1 1/2
64-258		2
64-259		2 1/2
64-260		3
64-261		3 1/2
64-262		4



CROSSES

Stainless Steel	Ea.	
64-390		1/8
64-391		1/4
64-392		3/8
64-393		1/2
64-394		3/4
64-395		1
64-396		1 1/4
64-397		1 1/2
64-398		2



COUPLINGS

Stainless Steel	Ea.	
64-410		1/8
64-411		1/4
64-412		3/8
64-413		1/2
64-414		3/4
64-415		1
64-416		1 1/4
64-417		1 1/2
64-418		2
64-419		2 1/2
64-420		3
64-422		4



REDUCING COUPLINGS

Stainless Steel	Ea.	
64-430		1/4 x 1/8
64-431		3/8 x 1/8
64-432		3/8 x 1/4
64-433		1/2 x 1/8
64-434		1/2 x 1/4
64-435		1/2 x 3/8
64-436		3/4 x 1/8
64-437		3/4 x 1/4
64-438		3/4 x 3/8
64-439		3/4 x 1/2
64-440		1 x 1/4
64-441		1 x 3/8
64-442		1 x 1/2
64-442		1 x 3/4
64-444		1 1/4 x 3/8
64-445		1 1/4 x 1/2
64-446		1 1/4 x 3/4
64-447		1 1/4 x 1
64-448		1 1/2 x 1/2
64-449		1 1/2 x 3/4
64-450		1 1/2 x 1
64-451		1 1/2 x 1 1/4
64-452		2 x 1/2
64-453		2 x 3/4
64-454		2 x 1
64-455		2 x 1 1/4
64-456		2 x 1 1/2
64-457		3 x 2
64-458		4 x 3




CAPS

Stainless Steel	Ea.	
64-470		1/8
64-471		1/4
64-472		3/8
64-473		1/2
64-474		3/4
64-475		1
64-476		1 1/4
64-477		1 1/2
64-478		2
64-479		2 1/2
64-480		3
64-481		3 1/2
64-482		4
64-483		5
64-484		6




HEX BUSING

Stainless Steel	Ea.
64-500	1/4 x 1/8
64-501	3/8 x 1/8
64-502	3/8 x 1/4
64-503	1/2 x 1/8
64-504	1/2 x 1/4
64-505	1/2 x 3/8
64-506	3/4 x 1/8
64-507	3/4 x 1/4
64-508	3/4 x 3/8
64-509	3/4 x 1/2
64-510	1 x 1/4
64-511	1 x 3/8
64-512	1 x 1/2
64-513	1 x 3/4
64-514	1 1/4 x 1/4
64-515	1 1/4 x 3/8
64-516	1 1/4 x 1/2
64-517	1 1/4 x 3/4
64-518	1 1/4 x 1
64-519	1 1/2 x 1/4
64-520	1 1/2 x 3/8
64-521	1 1/2 x 1/2
64-522	1 1/2 x 3/4
64-523	1 1/2 x 1
64-524	1 1/2 x 1 1/4
64-525	2 x 1/4
64-526	2 x 3/8
64-527	2 x 1/2
64-528	2 x 3/4
64-529	2 x 1
64-530	2 x 1 1/4
64-531	2 x 1 1/2
64-532	2 1/2 x 1
64-534	2 1/2 x 1 1/2
64-535	2 1/2 x 2
64-537	3 x 1 1/2
64-538	3 x 2
64-539	3 x 2 1/2



UNIONS

Stainless Steel	Ea.
64-600	1/8
64-601	1/4
64-602	3/8
64-603	1/2
64-604	3/4
64-605	1
64-606	1 1/4
64-607	1 1/2
64-608	2
64-609	2 1/2
64-610	3



PLUGS SQUARE HEAD CORED

Stainless Steel	Ea.
64-653	1/2
64-654	3/4
64-655	1
64-656	1 1/4
64-657	1 1/2
64-658	2
64-659	2 1/2
64-660	3
64-661	3 1/2
64-662	4
64-664	6



PLUGS SQUARE HEAD SOLID

Stainless Steel	Ea.
64-670	1/8
64-671	1/4
64-672	3/8
64-673	1/2
64-674	3/4
64-675	1
64-676	1 1/4
64-677	1 1/2
64-678	2
64-679	2 1/2
64-680	3
64-682	4




LOCKNUTS

Stainless Steel	Ea.
64-700	1/8
64-701	1/4
64-702	3/8
64-703	1/2
64-704	3/4
64-705	1
64-706	1 1/4
64-707	1 1/2
64-708	2
64-709	2 1/2
64-710	3
64-711	4

ACR  
FOR  
ALL  
YOUR  
FITTING  
NEEDS!

# STAINLESS STEEL FITTINGS



ELBOWS 90°

Stainless Steel		Ea.
74-100	1/8	
74-101	1/4	
74-102	3/8	
74-103	1/2	
74-104	3/4	
74-105	1	
74-106	1 1/4	
74-107	1 1/2	
74-108	2	
74-109	2 1/2	
74-110	3	
74-112	4	



STREET ELBOWS 90°

Stainless Steel		Ea.
74-160	1/8	
74-161	1/4	
74-162	3/8	
74-163	1/2	
74-164	3/4	
74-165	1	
74-166	1 1/4	
74-167	1 1/2	
74-168	2	
74-169	2 1/2	
74-170	3	



ELBOWS 45°

Stainless Steel		Ea.
74-180	1/8	
74-181	1/4	
74-182	3/8	
74-183	1/2	
74-184	3/4	
74-185	1	
74-186	1 1/4	
74-187	1 1/2	
74-188	2	
74-189	2 1/2	
74-190	3	

# SCHEDULE #316



TEES

Stainless Steel		Ea.
74-250	1/8	
74-251	1/4	
74-252	3/8	
74-253	1/2	
74-254	3/4	
74-255	1	
74-256	1 1/4	
74-257	1 1/2	
74-258	2	
74-259	2 1/2	
74-260	3	
74-261	3 1/2	
74-262	4	



CROSSES

Stainless Steel		Ea.
74-390	1/8	
74-391	1/4	
74-392	3/8	
74-393	1/2	
74-394	3/4	
74-395	1	
74-396	1 1/4	
74-397	1 1/2	
74-398	2	



COUPLINGS

Stainless Steel		Ea.
74-410	x 1/8	
74-411	x 1/4	
74-412	x 3/8	
74-413	x 1/2	
74-414	x 3/4	
74-415	x 1	
74-416	x 1 1/4	
74-417	x 1 1/2	
74-418	x 2	
74-419	x 2 1/2	
74-420	x 3	
74-422	x 4	



REDUCING COUPLINGS

Stainless Steel		Ea.
74-430	1/4 x 1/8	
74-431	3/8 x 1/8	
74-432	3/8 x 1/4	
74-433	1/2 x 1/8	
74-434	1/2 x 1/4	
74-435	1/2 x 3/8	
74-436	3/4 x 1/8	
74-437	3/4 x 1/4	
74-438	3/4 x 3/8	
74-439	3/4 x 1/2	
74-440	1 x 1/4	
74-441	1 x 3/8	
74-442	1 x 1/2	
74-443	1 x 3/4	
74-444	1 1/4 x 3/8	
74-445	1 1/4 x 1/2	
74-446	1 1/4 x 3/4	
74-447	1 1/4 x 1	
74-448	1 1/2 x 1/2	
74-449	1 1/2 x 3/4	
74-450	1 1/2 x 1	
74-451	1 1/2 x 1 1/4	
74-452	2 x 1/2	
74-453	2 x 3/4	
74-454	2 x 1	
74-455	2 x 1 1/4	
74-456	2 x 1 1/2	
74-457	3 x 2	
74-458	4 x 3	




CAPS

Stainless Steel		Ea.
74-470	1/8	
74-471	1/4	
74-472	3/8	
74-473	1/2	
74-474	3/4	
74-475	1	
74-476	1 1/4	
74-477	1 1/2	
74-478	2	
74-479	2 1/2	
74-480	3	
74-481	3 1/2	
74-482	4	
74-483	5	
74-484	6	



HEX BUSING

Stainless Steel	Ea.
74-500	1/4 x 1/8
74-501	3/8 x 1/8
74-502	3/8 x 1/4
74-503	1/2 x 1/8
74-504	1/2 x 1/4
74-505	1/2 x 3/8
74-506	3/4 x 1/8
74-507	3/4 x 1/4
74-508	3/4 x 3/8
74-509	3/4 x 1/2
74-510	1 x 1/4
74-511	1 x 3/8
74-512	1 x 1/2
74-513	1 x 3/4
74-514	1 1/4 x 1/4
74-515	1 1/4 x 3/8
74-516	1 1/4 x 1/2
74-517	1 1/4 x 3/4
74-518	1 1/4 x 1
74-519	1 1/2 x 1/4
74-520	1 1/2 x 3/8
74-521	1 1/2 x 1/2
74-522	1 1/2 x 3/4
74-523	1 1/2 x 1
74-524	1 1/2 x 1 1/4
74-525	2 x 1/4
74-526	2 x 3/8
74-527	2 x 1/2
74-528	2 x 3/4
74-529	2 x 1
74-530	2 x 1 1/4
74-531	2 x 1 1/2
74-532	2 1/2 x 1
74-534	2 1/2 x 1 1/2
74-535	2 1/2 x 2
74-537	3 x 1 1/2
74-538	3 x 2
74-539	3 x 2 1/2



UNIONS

Stainless Steel	Ea.
74-600	1/8
74-601	1/4
74-602	3/8
74-603	1/2
74-604	3/4
74-605	1
74-606	1 1/4
74-607	1 1/2
74-608	2
74-609	2 1/2
74-610	3



PLUGS SQUARE HEAD CORED

Stainless Steel	Ea.
74-653	1/2
74-654	3/4
74-655	1
74-656	1 1/4
74-657	1 1/2
74-658	2
74-659	2 1/2
74-660	3
74-661	3 1/2
74-662	4
74-664	6



PLUGS SQUARE HEAD SOLID

Stainless Steel	Ea.
74-670	1/8
74-671	1/4
74-672	3/8
74-673	1/2
74-674	3/4
74-675	1
74-676	1 1/4
74-677	1 1/2
74-678	2
74-679	2 1/2
74-680	3
74-682	4



LOCKNUTS

Stainless Steel	Ea.
74-700	1/8
74-701	1/4
74-702	3/8
74-703	1/2
74-704	3/4
74-705	1
74-706	1 1/4
74-707	1 1/2
74-708	2
74-709	2 1/2
74-710	3
74-711	4

ACR  
FOR  
ALL  
YOUR  
FITTING  
NEEDS!